



MODULAR WELDED WIRE PARTITION SYSTEMS

Leader in Modular Welded Wire Partitioning

Simplicity

Composed of prefabricated all-welded interchangeable components. A partition can easily be assembled by maintenance personnel without the need for special tools or equipment.

Flexibility

Total versatility is obtained with Welded Wire partition as it adjusts to your every-changing needs. Alterations and additions can be made easily from a comprehensive list of components and accessories.

Low Cost

Welded Wire partition competes with any other form of divider, but there the similarity stops. When your requirements change, recovery is 100% and costly alterations to heating, lighting and sprinkler systems are completely avoided.



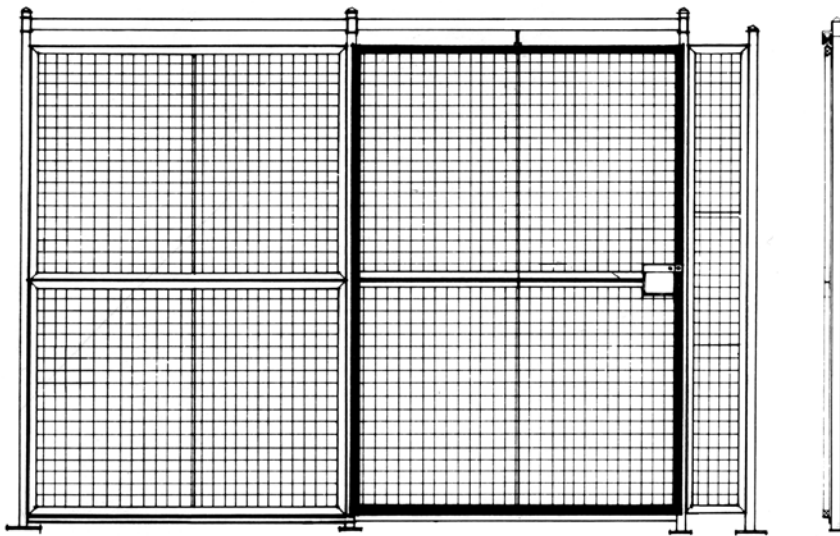
Standard Dead Bolt lock installed in a typical sliding gate showing positive gate stop. Lock cylinder accessible from both sides of gate.



Standard lock available as a dead bolt or latch type, installed in a typical swing gate showing integral gate stop.



Standard panic bar attachment installed in typical swing gate.



Physical Properties

Panels

Frame 1 1/4 x 1 1/4 x .075 steel angle
 Stiffeners 1" x .104 flat bar
 Welded Wire Mesh 2" x 2" x 10 ga.
 (optional) 2" x 1" x 10 ga.
 (optional) 18 ga. sheet metal

Posts

2" x 2" x 14 gauge tubing
 Foot Plate 2 1/2 x 7" x 3/8"
 Post Cap
 Post Extensions available in 12" increments

Swing Gates

Frame 1 1/2" x 1 1/2" x 16 ga. sq. tubing
 Stiffeners 1" x 1" x .104 flat bar
 wire weld mesh as per panels

Sliding Gates

Frame 1 1/2" x 1 1/2" x 16 ga. sq. tubing
 Horizontal Stiffener 1 1/4 x 1 1/4 x .075 angle
 Vertical Stiffeners 1" x .104 flat bar
 Gate Track 1 3/4 x 2 3/8 x 16 ga.

Availability

Modular welded wire partition components and accessories are stocked in standard sized to fill the bulk of your requirements. Custom panels and posts are readily supplied to meet exacting specifications.

Accessories

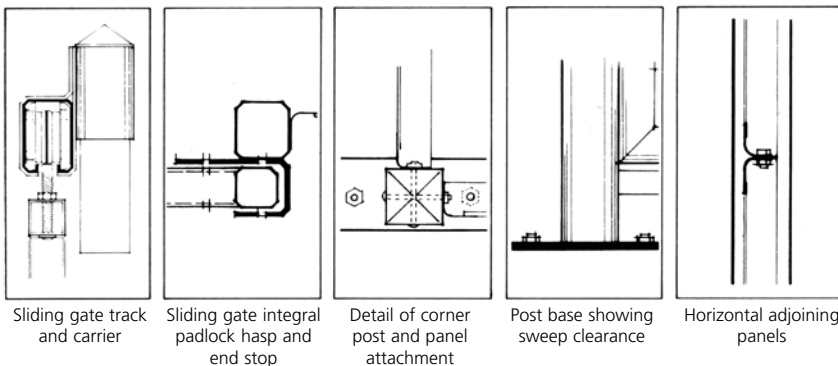
Service Counter
 Gate Wheel
 Cane Bolt
 Ceiling Post Plate
 Post Knee Brace
 Gate Hanger Ext. 12"
 Gate Hanger Ext. 24"
 Dead Lock
 Latch Lock
 Latch Lock with Panic Hardware
 Detex Alarm
 Combination Push Button Locks
 Electric Keeper
 Thumb Turn

Colour & Finish

A high quality heavy-duty alkyd enamel featuring high colour retention and hardness available in the five standard colour at no premium. Other finishes available upon request.

Options

POWER GLIDE Motorized
 Sliding Gate Operator
 Power Glide Activators:
 Radio Control
 Key Card
 Loop Automatic Timer
 Key
 Remote Push Button
 Pull Cords
 Electric Eye



Sliding gate track and carrier

Sliding gate integral padlock hasp and end stop


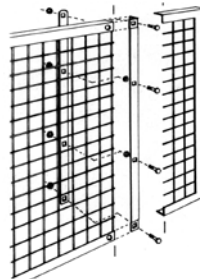
Detail of corner post and panel attachment

Post base showing sweep clearance

Horizontal adjoining panels

Panel Conversion Kit

An innovation new to the industry, the conversion kit provides a means to adjust panels without special tools. This feature eliminates the need for special expandable panels that have limited application. The conversion kit is available for horizontal as well as vertical adjustment providing an effective economical way of making on-site provisions for pipes and obstructions without custom fabrication.



Due to a policy of continuing product improvement, Spinnaker Industries Inc. reserves the right to make changes at any time, without notice, in materials, specifications or design.

1171 Gorham St, Newmarket, ON L3Y 8Y2

Tel: 905-830-5550
 Fax: 905-830-5507
 Toll Free: 800-932-6210
 Toll Free Fax: 800-903-7294

